

Table Collection **2**
Price List 2016

Effective February 1, 2016



T M C
F U R N I T U R E

Table of Contents

3	Environmental Statement
3	Ordering Information
4	Terms, Conditions and General Information
6	Size and Age Chart
6	Edge Style Chart
7	Cut-Out Design Processes
8-9	Wood Finish Selections
10	How to Create a Product Code
11	Accessories

TABLES

12-13	Algonquin Study Tables
-------	-------------------------------

14-15	Column Base Tables
-------	---------------------------

16-19	Panel Leg Tables
-------	-------------------------

20-21	Sloped Tables
-------	----------------------

22-23	Trestle Base Tables
-------	----------------------------

24	Slat Leg Table
----	-----------------------

Ordering Information



Environment and Sustainability

TMC Furniture is committed to reducing, reusing and recycling to help ease the strain on our environment.

- We design and manufacture all of our products with long life cycles to reduce the need to discard and replace furniture.
- Our products are primarily manufactured using wood – a wonderful organic material that is renewable, recyclable and biodegradable.
- The northern hardwoods that we select for our furniture come from renewable and sustainable forests; we do not use wood from endangered tree species.
- TMC furnishings are made in the USA, which limits our transportation needs (as compared to trans-oceanic imports), thus reducing the carbon footprint of our products.
- Many of our products are constructed using Forbo Linoleum a “high-scoring” LEED material. TMC’s extensive experience with environmentally-friendly materials allows us to easily incorporate them into semi-custom and fully-custom products.
- Our metal and plastic products contain recycled content.
- Our adhesives, stains and finishes are designed to minimize harmful emissions – wherever possible, we use water-based products.
- Both our locations – TMC’s Grand Rapids Factory and Ann Arbor Office – are committed to recycling paper, cardboard, plastics and scrap materials left over from our furniture production, thus dramatically reducing landfill requirements.
- We are just-in-time manufacturers, eliminating storing unnecessary inventory.
- We offer blanket-wrap shipping, thereby eliminating packaging waste.

Whenever possible, TMC uses processing procedures and products that have minimal environmental impact.



BIFMA

ORDERS

Please submit all orders in writing and specify each item by its product code and the corresponding model description, finish, upholstery and options offered in the price list. If your current order must match a previous order, a sample product from the original order needs to accompany your new order to assure uniformity of finish and construction.

ACKNOWLEDGEMENT

Our written acknowledgement will notify you that your order has been accepted. If there is any discrepancy, you need to notify us within 72 hours using the approval request form that is provided by TMC.

You will receive an estimated ship date once your order has been fully acknowledged and approved. If for some reason your furniture must not ship earlier than the estimated ship date, please specify a “Do not ship before date” in your purchase order. While we make every effort to ship your furniture on time, we are not responsible for delays in scheduling or failure to make a scheduled shipping date due to factors beyond our control such as strikes, lockouts or other labor complications, wars, riots, Acts of God, fires, accidents, restraints affecting shipment or credit, reduced supply, excessive cost of fuel or raw material, delays from suppliers, compliance with government regulations or other unforeseen contingencies.

WOOD FINISHES

TMC’s wood finishes, like all wood finishes, can be light sensitive, therefore care should be taken to avoid placing your chairs in areas exposed to intense natural light. We apply UV blocker on our furniture, however, expect some wood finish colors to shift over time. There are variations common to all wood species, so the color and grain characteristics of our finish samples may not exactly match the finish of the furniture you receive from us. The aniline dyes, wood stains and toners penetrate wood, however, chair seats, furniture surfaces and edges may show wearing with use especially on the dark finish colors.

WATER BASE TOP COAT FINISH

TMC’s water base top coat is also available on all of our products. No upcharges will apply. To order simply put a W- before the finish number. For example W-01 is water based Clear.

CUSTOM WOOD FINISH MATCH

We will be pleased to prepare custom wood finish matches for you, however, all custom matches are subject to a minimum mixing charge. The set-up is \$445.00 LIST and \$16.00 LIST per unit. We require several important conditions for all custom finish orders. First, your custom finish must be approved by our factory. Please allow up to three weeks for our factory to prepare the custom wood finish match sample. Second, due to limitations of the raw materials and the natural background color of wood, not all colors can be successfully reproduced. As a result, we cannot always determine beforehand whether or not a color is suitable for custom finish matching. This is especially true in the case of custom colors submitted on non-wood products. If we are unable to produce a commercial match to your custom color, you will be notified as early as possible and you will not be charged.

Terms, Conditions and Shipping Information

PRICES

All prices in our catalog are list prices F.O.B. our factory in Grand Rapids, Michigan. Our chair pricing includes packing and corrugated cartoning for common carrier shipments. Our list prices do not include freight, storage, taxes or additional packaging required for UPS or blanket wrapped shipments. Our prices are subject to change without notice.

We reserve the right to change quotation prices prior to acceptance by you. Our quotation prices are valid for 30 days; a TMC quote older than 30 days must be re-submitted for dating and approval. Any pricing for orders in which you specify a shipment 90 days or more after the formal date of acknowledgment will be based on the product's prevailing price at time of shipment.

RESALE RIGHTS

We reserve the right to reject any order placed by any customer for any reason, irrespective of whether orders have been previously accepted from that customer; and without incurring any liability to that customer. No customer shall have a continuing right to buy products from us except as part of a formal dealer agreement or other written agreement covering future supply and authorized by us and the reseller. Distribution of our price list or catalog does not itself constitute an offer to sell.

CREDIT AND PAYMENT TERMS

New customers are encouraged to establish an open account; to do this, please request a credit application from our accounting department. One bank and three trade references will be required. Credit will be established upon review and approval of your application. Please allow up to four weeks delay for credit approval. To avoid this delay, orders from new accounts must be accompanied by a 50% deposit. If credit is approved by the time your first order is ready to ship, the balance must be paid within the terms stated on your acknowledgement. Accounts that are inactive for a twelve-month period will automatically be closed and are subject to the above conditions for new accounts. We reserve the right to change or cancel credit and may request advance payment at any time.

Once you have established an open account with us, terms are "Net 15 Days" after the date of our invoice. We add a service charge of 2% each month to all past due accounts. Additionally, we cease processing all orders for past due accounts until the amount due, including any service charge, is paid in full. We require a down payment of 50% for all custom orders, and we will not schedule custom orders for production until the down payment is received.

CHANGES AND CANCELLATIONS

You must receive factory approval to change or cancel your order. We will make every reasonable effort to stop production scheduling and shipment after we have received your written notification of any changes, cancellations or deferrals. However, we ask that you comply with the following:

Changes

Order changes are subject to a fee which will be used to cover administrative, design and/or engineering time. Any change request(s) must be documented in writing. We will in turn, confirm in writing, our acknowledgement of your change and inform you of the fee amount (if applicable). Order changes received after production has started involving only an increase in quantity will not be assessed a charge. Custom orders or orders with custom finishes cannot be changed after work has been started. Orders for upholstered chairs may not be changed after upholstery cover has been cut. You will receive the goods as ordered and be liable for amount due.

Cancellations

We charge \$100 for cancellations received prior to production. Cancellations received after production has been started will be assessed the total accumulated cost of the project plus a \$100 net cancellation charge to cover administrative costs.

FREIGHT PROGRAM

TMC Furniture has a freight program that applies to deliveries inside the continental United States. The rates are based on the percentage of the LIST price of TMC Furniture products. Percentages will vary according to the destination state. Please see the LTL Freight Program PDF, a companion worksheet, for freight zones and percentage rates. Available on our website under Resources>Programs. For deliveries outside the continental United States, please contact customer service for your freight rate.

SHIPPING

We will ship in accordance with your written instructions. If you omit specific shipping instructions, then we will ship in the manner that we consider to be the best way. All shipments are sent F.O.B. Grand Rapids, Michigan. Our liability ends when the carrier issues a receipt to us, which is an acknowledgement by the transportation company that the shipment has been received in good condition. Title of the goods and risk of loss then transfers to you. Freight must be paid by you unless otherwise acknowledged in writing by TMC. We make every effort to ship orders complete and on schedule. We reserve the right to make partial shipments as merchandise is ready. Our failure to deliver all the merchandise at one time does not relieve you from the obligation to accept and pay for the merchandise you receive.

DAMAGE CLAIMS

All our products are thoroughly inspected prior to shipment from our factory and packed to comply with carrier requirements. You should carefully inspect all items upon arrival and note any obvious damage on the receipt of delivery and if possible, photograph the damage. You need to file a written claim immediately with the carrier if you discover any obvious or subsequently concealed damage. Caution: When a clear receipt is obtained by a carrier, then the carrier is no longer responsible for damages or shortages. Damaged freight cannot be refused by the consignee (buyer). Processing claims for damage and shortages are the responsibility of the buyer. At no time can claims be deducted from our invoices.

DEFERRED SHIPMENTS

If you request a delay in shipment of your order and your order is complete or in the production cycle, then we assess charges from the completion date in accordance with our policy for "Storage by the Manufacturer:"

STORAGE BY THE MANUFACTURER

If you cannot accept delivery when your furniture is ready, according to the terms of our acknowledgement, then we reserve the right to transfer the merchandise to storage at your expense, and the order will be invoiced at the time of storage. Payment of this invoice will be due on the original terms stipulated in our acknowledgement. Storage charges and freight charges for delivery will be invoiced separately upon release of the merchandise from storage and will be due upon receipt of the invoice.

We charge \$3.50 net per hundred weight, or a minimum of \$35.00, whichever is greater, plus \$35.00 net handling for any items that are required to be stored for more than a week. If long-term storage (i.e., anything over 30 days) becomes necessary, then we require you to arrange appropriate warehousing and insurance coverage and the merchandise will be stored at your risk.

STORAGE AND USE BY OWNER

Due to the nature of wood products, we cannot guarantee any product stored, used or placed in an environment where temperature and humidity are not controlled. Temperatures must be maintained within a range of 50°-80° F (10°-27° C); the relative humidity must be maintained between 25% and 40%. Not surprisingly, these conditions are also commonly recommended human health standards.

RETURN POLICY

All of products are made to order and are not eligible for return. If by small chance your product was given the ok for return there is a 30% restocking charge plus freight.

Terms, Conditions and Shipping Information**WARRANTY**

All TMC products are made to our high production and design standards and are warranted to be free from defects in material and workmanship for a period of five years from the date of shipment from our factory. Our obligation during this warranty period is limited to repair or replacement at our option. This warranty covers defects in workmanship that would lead to veneer lifting or peeling, glue joint failure, and wood joints pulling apart. TMC's warranty covers the lifting of plastic laminate, linoleum or other surface material from substrate, but we can only underwrite the original manufacturer's guarantee against scratching, chipping and material defect. TMC uses finishing techniques that highlight the inherent beauty of wood. However, wood is a natural product with naturally-occurring imperfections: depending on the species and cut certain hardwoods and veneers may absorb our stains differently; all finishes can be expected to mellow with age; and some expansion/contraction is normal. Therefore, the foregoing are not considered defects in materials or manufacturing process and are not covered under this warranty. TMC does not warrant products manufactured to the specifications of others nor their fitness for particular purpose or use. No warranty is made for non-standard materials selected by and used at the request of the customer such as COM, COL, or any other customer-supplied or specified product.

Our warranty becomes null and void on any goods repaired or altered by any person who is not authorized by TMC or where the purchaser has failed to follow published instructions for assembly, use or care. This warranty covers our products under normal use and in service under conditions for which the products are designed. TMC considers normal use to be single-shift service (eight hours per day, five days per week); extended use (multiple shifts, 24-hour facilities, etc.) will reduce this warranty to two years. Additionally, this warranty becomes null and void on any products which, in the judgment of TMC, have been subject to abuse, misuse, improper storage, negligence, acts of God, or environmental conditions such as heat or humidity or damage to the products that is not attributable to the failure of the products themselves. We make no other warranties either expressed or implied regarding any matter whatsoever, including, without limitation, the condition of the merchandise, its merchantability, or its fitness for any particular use or purpose, and in no event shall TMC be liable for incidental or consequential damages. Any defects should be reported immediately. All claims will be processed by TMC's Customer Service Department, and all returns must be authorized by us in writing. Merchandise authorized for return, repair or replacement must be removed from service, shipped and installed at the expense of the customer. A copy of the original purchase order must accompany all claims. This warranty is not transferable.

Additional Information

PRODUCT DIMENSIONS, SPECIFICATIONS AND VARIATIONS

The sizes and weights listed for our products are approximated. We reserve the right to make changes in design and construction or discontinue products without notice. Due to conditions beyond our control all wood products, fabrics and vinyls are subject to variations in color, texture and grain.

Our price list specifications supersede all other specifications whether verbal or written, and may not be altered without the written consent of an officer of TMC. All clerical errors on any agreement, publication, correspondence, price list, or product literature pieces are subject to correction at any time.

CARE AND MAINTENANCE

Since furniture is installed and used under a variety of conditions, we urge you to make inspections no less than every six months to look for damage or signs of structural fatigue incurred in daily handling, use and abuse. Your examination should include welds, machine screw assemblies and the shell to base fasteners. If you discover problems that could compromise the structural safety of a chair, table or other product, you should immediately remove it from service and TMC should be notified. Coats and other articles should not be hung on the backs of chairs. This practice may cause chairs to be unstable.

Wood Edges and Veneer Surfaces

Clean surfaces with a damp soft cloth. Dry surface by moving a soft cloth in the direction of the wood grain. Avoid placing tables under intense direct sunlight.

Powder Coat Surfaces

Clean surfaces with a mild soap solution. Dry with a soft cloth.

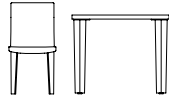
Chrome Surfaces

Clean with window cleaner or a damp cloth. Dry with a soft cloth.

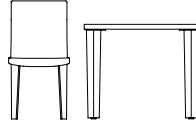
Table Collection 2

SIZE AND AGE CHART

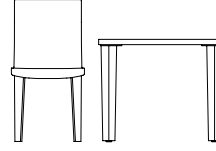
Recommended table and chair seat height and table height combinations for each stage of a child's development. Chair and table options recommended for 14 + Years Old are part of the adult collection.



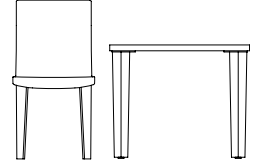
4 - 9 Years Old
Chair 12" and Table 20"



7 - 12 Years Old
Chair 14" and Table 24"



10 - 15 Years Old
Chair 16" and Table 26"

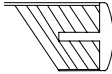


14 + Years Old
Chair 18" and Table 29"

Edge Styles

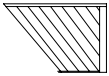


10 Laminate Self Edge

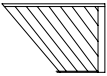


15 Vinyl T-Mold 0.25

Edgeband (0.125")

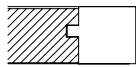


20 Maple Edge

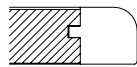


25 Plywood Edge

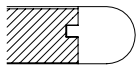
Solid Wood (1.250")



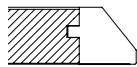
30 Eased Edge



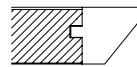
31 Waterfall



32 Bullnose



33 Top Chamfer



34 Bottom Chamfer

Visual Reference Tools

CUT-OUT PROCESS OPTIONS AND CODES

2 cut-out process options: Cut-Thru (CT) and InScribed (NC) and InSet (NT). To learn more about designs and processes available, reference the Cut-Out Portfolio, a companion workbook.



**CutThru™
[CT]**

A panel with a CutOut design that leaves a void you can see through.



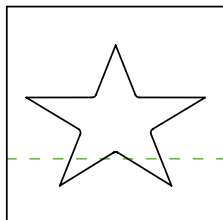
**InScribed™
[NC]**

A panel with a laser design that is flush to the panel's surface.

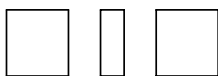
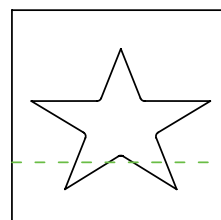
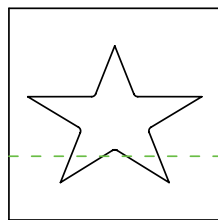


**InSet™
[NT]**

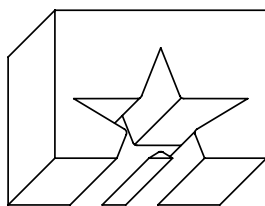
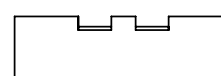
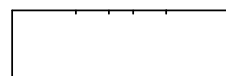
A panel with a recessed Cut-Out design (usually 1/4" deep) and filled with a material such as laminate or wood.



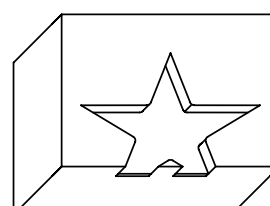
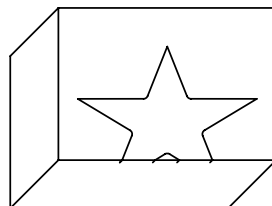
Plan View



Cross-Section View



Isometric View



For Panel leg tables and Column base tables

Tables that have the cutout option* may be specified with InScribed™ or InSet™ processes.

Table Collection 2

Standard Option Codes and Semi-Custom Upcharges

STANDARD WOOD FINISHES

For color representation, please refer to each collection's specific finish chart or page 8

Transparent Wood Finishes		Toner Wood Finishes	
Clear	01	Aztec Red	110
Light Oak	23	Tangerine	116
Medium Oak	26	Mango	113
Tuscany	18	Palomino	102
Cherry	84	Grapefruit	101
Mahogany	92	Pistachio	103
Umber	82	Clover	104
Currant	68	Barracuda Blue	120
Tomato	47	Chicory	108
Pumpkin Pine	06	French Blue	111
Goldenrod	08	Blue Bell	109
Canary	09	Ocean	105
Spruce	48	Iris	112
Emerald	77		
Marsh	71		
Fern	46		
Verde	52		
Nightfall	73		
Violet	81		
Lupin	83		
Storm	56		
Chocolate	85		
Transparent Black	98		
Glacier	03		
Milk	02		

POWDERCOAT FINISHES

For color representation, please refer to each collection's specific finish chart or page 9

Standard Powdercoat	
White	A-PF10
Black	A-PF11
Semi-Custom Powdercoat	
Cream	B-PF22
Grey	B-PF23
Yellow	B-PF25
Red	B-PF24
Cerulean Blue	B-PF26
Dark Blue	B-PF28
Dark Green	B-PF29
Semi-Custom Powdercoat Metals	
Silver	C-PP11
Bronze	C-PP12
Champagne	C-PP13
Matte Chrome	C-PP14
Semi-Custom Powdercoat Upcharges	
\$410. LIST for set up	
\$17.50 LIST per unit	
Chrome Finish Code B-PP20	
<i>Available on select product. Please see customer service for pricing unless noted in this Price List.</i>	
Custom Powdercoat Upcharges CC	
\$875. LIST for set up	
\$30.00 LIST per unit	

CUSTOM FINISHES AND DESIGNS

Please contact customer service with questions regarding custom finishes.

Custom Wood Finish Upcharges **CC**
 The upcharge costs associated with custom wood finish options are as follows: \$445.00 LIST for set up and \$16.00 LIST per unit.

WATER BASE TOP COAT WOOD FINISH **W-___**
 Prefix W- with finish number. For example, if specifying Light Oak (23) with a water base, the correct code is as follows: W-23.

STANDARD LAMINATE **SL**
 TMC Furniture has standard laminate offerings from Arborite, Wilsonart, Pionite, Formica, and Nevamar. If specifying a standard laminate, use SL. (If a non-standard laminate is selected from a company on TMC's standard list, it is considered custom.)

Custom Laminate Upcharges **CL*
 TMC Furniture has premium laminate offerings from Arborite, Wilsonart, Pionite, Formica, Nevamar and any other manufacturer. Upcharges apply. Please consult customer service.

STANDARD MARMOLEUM
 Standard marmoleum from FORBO is available. Please consult customer service for pricing.


MODIFICATIONS TO STANDARD PRODUCT
 For modifying standard product such as chair/table leg heights, please contact customer service for upcharges.

Wood Finishes

TRANSPARENT WOOD FINISHES - MAPLE



TONER WOOD FINISHES - MAPLE



OPAQUE WOOD FINISHES - MAPLE



Laminate Table Top Options

ARBORITE®, FORMICA®, WILSONART®, PIONITE® and NEVAMAR®

*If specifying a standard laminate from the aforementioned standard list, use the code *SL*.

*If specifying a non-standard laminate from a company on the aforementioned standard list, it is considered custom. Use the code *CL*.

STANDARD WOOD FINISH AND LAMINATE UPCHARGES

There are no upcharges for standard wood finishes and standard laminates.

CUSTOM FINISH AND DESIGN UPCHARGES

Custom wood finish and laminate options are available. For upcharge information, please see Page 7 and contact customer service with any additional questions.

Table Collection 2

Product Code Builder

TMC's ordering system uses a product code that requires specifications to be detailed in a precise order. To make it easier for you to specify tables from the many options available, we suggest you follow the steps below in creating your table and corresponding product code. Should you have any questions, feel free to contact our customer service department or your sales rep, and they will be happy to assist you.



How to Order

Order all items by their product code.
To create the product code specify:

1. Model
2. Surface selection
3. Top finish [if applicable]
4. Edge treatment
5. Edge color or finish
6. Cut-Out [no cut-out specify XX, custom CC]
7. Cut-Out process selection
8. Cut-Out detail finish color [if applicable]
9. Table finish [see wood finish card]

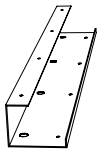





Example: TTR3060L30 - - - - -

Model	Top Surface	Top finish color [if applicable]	Edge treatment	Edge color or finish	CutOut™ [no cut-out specify XX, custom CC]	CutOut™ process selection.* For InSet™ technique specify standard laminate [SL]** or custom [CL]. For InScribed™ technique specify standard wood finish [FC] or custom finish [CC].	CutOut™ detail finish color [if applicable]	Table finish
	SL- Laminate CL- Custom Laminate MV- Maple Veneer CC - Custom							
	Standard laminates from: Wilsonart, Pionite, Formica and Nevamar							
	Custom/Premium laminate from Wilsonart, Formica, Nevamar and Pionite or laminate from any other manufacturers is considered custom							

** Standard grade laminate from Formica, Wilsonart, Pionite and Nevamar







Table Collection 2

ACCESSORIES

Product	Model	Description	
Metal Wire Management Tray 	A-WM24	2.5" H x 24" W x 3.62" D 18 gauge cold rolled steel with .5"H lip. Color: Powdercoated Black	
Plastic Vertical Wire Manager 	A-WMPV	1-3/32" H x 7/16" W x 26" L Color: Black	
Grommets and Power Data			
 3" Grommet Set A-G3	 3" Grommet Sleeve A-G3S	 Oval Grommet A-G26	 See see customer service for power data offerings

Algonquin Study Table



Edge Treatment		Edgeband 1/8"					
		Maple	Plywood				
				List Price Cut-Out Tiers			
Laminate Top Description		Model	Model	Tier A	Tier B	Tier C	No Cut-Out
Square 	30"W x 30"L	TALS3030L20	TALS3030L25	\$1,716.	\$1,841.	\$1,965.	\$1,469.
	36"W x 36" L	TALS3636L20	TALS3636L25	\$1,908.	\$2,032.	\$2,156.	\$1,660.
	42"W x 42" L	TALS4242L20	TALS4242L25	\$2,240.	\$2,363.	\$2,487.	\$1,922.
	48"W x 48" L	TALS4848L20	TALS4848L25	\$2,536.	\$2,660.	\$2,784.	\$2,288.
	60"W x 60" L	TALS6060L20	TALS6060L25	\$3,671.	\$3,795.	\$3,919.	\$3,423.
Rectangle 	30"W x 36" L	TALR3036L20	TALR3036L25	\$1,838.	\$1,962.	\$2,086.	\$1,591.
	30"W x 42" L	TALR3042L20	TALR3042L25	\$1,997.	\$2,120.	\$2,244.	\$1,666.
	30"W x 48" L	TALR3048L20	TALR3048L25	\$2,082.	\$2,206.	\$2,330.	\$1,835.
	30"W x 60" L	TALR3060L20	TALR3060L25	\$2,414.	\$2,538.	\$2,662.	\$2,166.
	30"W x 72" L	TALR3072L20	TALR3072L25	\$2,780.	\$2,904.	\$3,028.	\$2,532.
	30"W x 84" L	TALR3084L20	TALR3084L25	\$3,496.	\$3,620.	\$3,744.	\$3,248.
	36"W x 42" L	TALR3642L20	TALR3642L25	\$2,100.	\$2,224.	\$2,348.	\$1,852.
	36"W x 48" L	TALR3648L20	TALR3648L25	\$2,275.	\$2,398.	\$2,523.	\$2,027.
	36"W x 60" L	TALR3660L20	TALR3660L25	\$2,590.	\$2,714.	\$2,838.	\$2,342.
	42"W x 60" L	TALR4260L20	TALR4260L25	\$2,780.	\$2,904.	\$3,028.	\$2,532.
	42"W x 72" L	TALR4272L20	TALR4272L25	\$3,113.	\$3,237.	\$3,361.	\$2,865.
Maple Veneer Top Description							
Square 	30"W x 30" L	TALS3030M20	TALS3030M25	\$2,572.	\$2,696.	\$2,820.	\$2,325.
	36"W x 36" L	TALS3636M20	TALS3636M25	\$2,898.	\$3,022.	\$3,146.	\$2,650.
	42"W x 42" L	TALS4242M20	TALS4242M25	\$3,462.	\$3,586.	\$3,710.	\$3,214.
	48"W x 48" L	TALS4848M20	TALS4848M25	\$3,966.	\$4,090.	\$4,214.	\$3,718.
	60"W x 60" L	TALS6060M20	TALS6060M25	\$5,893.	\$6,017.	\$6,141.	\$5,645.
Rectangle 	30"W x 36" L	TALR3036M20	TALR3036M25	\$2,779.	\$2,903.	\$3,027.	\$2,531.
	30"W x 42" L	TALR3042M20	TALR3042M25	\$3,045.	\$3,169.	\$3,293.	\$2,798.
	30"W x 48" L	TALR3048M20	TALR3048M25	\$3,194.	\$3,318.	\$3,442.	\$2,946.
	30"W x 60" L	TALR3060M20	TALR3060M25	\$3,758.	\$3,882.	\$4,006.	\$3,510.
	30"W x 72" L	TALR3072M20	TALR3072M25	\$4,381.	\$4,505.	\$4,629.	\$4,133.
	30"W x 84" L	TALR3084M20	TALR3084M25	\$5,597.	\$5,721.	\$5,844.	\$5,349.
	36"W x 42" L	TALR3642M20	TALR3642M25	\$3,224.	\$3,348.	\$3,471.	\$2,976.
	36"W x 48" L	TALR3648M20	TALR3648M25	\$3,520.	\$3,644.	\$3,768.	\$3,272.
	36"W x 60" L	TALR3660M20	TALR3660M25	\$4,054.	\$4,178.	\$4,302.	\$3,807.
	42"W x 60" L	TALR4260M20	TALR4260M25	\$4,381.	\$4,505.	\$4,629.	\$4,134.
42"W x 72" L	TALR4272M20	TALR4272M25	\$4,944.	\$5,068.	\$5,192.	\$4,696.	

Ordering Information

1. Model
2. Top surface selection
3. Top finish [if applicable please see page 9]
4. Edge finish [please see page 9]
5. Cut-Out [no cut-out specify XX, custom CC]
6. Cut-Out process selection
7. Cut-Out detail finish [if applicable]
8. Table finish [please see page 9]

Example: TALS3030M25 -

Model

Top surface selection
 SL- Laminate*
 CL- Custom Laminate
 MV- Maple Veneer,
 CC - Custom

Top finish color
 [if applicable]

Edge finish

Leg style selection, slatted ST, slat with half panel SP, full panel FP[see opposite page for reference]

CutOut™ [no cut-out specify XX, custom specify CC]

CutOut™ process selection.** For InSet™ technique specify standard laminate [SL] or custom [CL]. For InScribed™ technique specify standard wood finish [FC] or custom finish [CC]. CutThru™ specify [CT] no color.










CutOut™ Table detail finish [if applicable]

** One cut-out color selection is standard. For more than one color the following upcharges will apply:
 Additional Standard laminate: please contact customer service
 Additional Standard wood finish: \$200 list per color

* Standard grade laminate from Formica, Wilsonart, Pionite and Nevamar

Algonquin Study Table



Edge Treatment		Solid Wood 1- 1/4"									
Laminate Top Description		Eased	Waterfall	Bullnose	Top Chamfer	Bottom Chamfer	List Price Cut-Out Tiers				
							Tier A	Tier B	Tier C	No Cut-Out	
		Model	Model	Model	Model	Model					
Square 	30"W x 30"L	TALS3030L30	TALS3030L31	TALS3030L32	TALS3030L33	TALS3030L34	\$2,332.	\$2,458.	\$2,584.	\$2,080.	
	36"W x 36"L	TALS3636L30	TALS3636L31	TALS3636L32	TALS3636L33	TALS3636L34	\$2,704.	\$2,830.	\$2,956.	\$2,452.	
	42"W x 42"L	TALS4242L30	TALS4242L31	TALS4242L32	TALS4242L33	TALS4242L34	\$3,503.	\$3,629.	\$3,755.	\$3,251.	
	48"W x 48"L	TALS4848L30	TALS4848L31	TALS4848L32	TALS4848L33	TALS4848L34	\$3,714.	\$3,840.	\$3,966.	\$3,462.	
	60"W x 60"L	TALS6060L30	TALS6060L31	TALS6060L32	TALS6060L33	TALS6060L34	\$5,082.	\$5,208.	\$5,334.	\$4,830.	
Rectangle 	30"W x 36"L	TALR3036L30	TALR3036L31	TALR3036L32	TALR3036L33	TALR3036L34	\$2,398.	\$2,564.	\$2,690.	\$2,186.	
	30"W x 42"L	TALR3042L30	TALR3042L31	TALR3042L32	TALR3042L33	TALR3042L34	\$2,509.	\$2,635.	\$2,761.	\$2,257.	
	30"W x 48"L	TALR3048L30	TALR3048L31	TALR3048L32	TALR3048L33	TALR3048L34	\$2,646.	\$2,772.	\$2,898.	\$2,394.	
	30"W x 60"L	TALR3060L30	TALR3060L31	TALR3060L32	TALR3060L33	TALR3060L34	\$3,041.	\$3,167.	\$3,293.	\$2,789.	
	30"W x 72"L	TALR3072L30	TALR3072L31	TALR3072L32	TALR3072L33	TALR3072L34	\$3,431.	\$3,557.	\$3,683.	\$3,179.	
	30"W x 84"L	TALR3084L30	TALR3084L31	TALR3084L32	TALR3084L33	TALR3084L34	\$4,194.	\$4,320.	\$4,446.	\$3,942.	
	36"W x 42"L	TALR3642L30	TALR3642L31	TALR3642L32	TALR3642L33	TALR3642L34	\$2,704.	\$2,830.	\$2,956.	\$2,452.	
	36"W x 48"L	TALR3648L30	TALR3648L31	TALR3648L32	TALR3648L33	TALR3648L34	\$2,934.	\$3,060.	\$3,186.	\$2,682.	
	36"W x 60"L	TALR3660L30	TALR3660L31	TALR3660L32	TALR3660L33	TALR3660L34	\$3,396.	\$3,522.	\$3,648.	\$3,144.	
	42"W x 60"L	TALR4260L30	TALR4260L31	TALR4260L32	TALR4260L33	TALR4260L34	\$4,265.	\$4,391.	\$4,517.	\$4,013.	
	42"W x 72"L	TALR4272L30	TALR4272L31	TALR4272L32	TALR4272L33	TALR4272L34	\$4,390.	\$4,516.	\$4,642.	\$4,138.	
	Maple Veneer Top Description										
	Square 	30"W x 30"L	TALS3030M30	TALS3030M31	TALS3030M32	TALS3030M33	TALS3030M34	\$3,245.	\$3,371.	\$3,497.	\$2,993.
36"W x 36"L		TALS3636M30	TALS3636M31	TALS3636M32	TALS3636M33	TALS3636M34	\$3,804.	\$3,930.	\$4,056.	\$3,552.	
42"W x 42"L		TALS4242M30	TALS4242M31	TALS4242M32	TALS4242M33	TALS4242M34	\$5,000.	\$5,128.	\$5,252.	\$4,748.	
48"W x 48"L		TALS4848M30	TALS4848M31	TALS4848M32	TALS4848M33	TALS4848M34	\$5,081.	\$5,447.	\$5,573.	\$5,069.	
60"W x 60"L		TALS6060M30	TALS6060M31	TALS6060M32	TALS6060M33	TALS6060M34	\$7,369.	\$7,495.	\$7,621.	\$7,117.	
Rectangle 	30"W x 36"L	TALR3036M30	TALR3036M31	TALR3036M32	TALR3036M33	TALR3036M34	\$3,404.	\$3,530.	\$3,656.	\$3,152.	
	30"W x 42"L	TALR3042M30	TALR3042M31	TALR3042M32	TALR3042M33	TALR3042M34	\$3,511.	\$3,637.	\$3,763.	\$3,259.	
	30"W x 48"L	TALR3048M30	TALR3048M31	TALR3048M32	TALR3048M33	TALR3048M34	\$3,718.	\$3,842.	\$3,970.	\$3,467.	
	30"W x 60"L	TALR3060M30	TALR3060M31	TALR3060M32	TALR3060M33	TALR3060M34	\$4,309.	\$4,435.	\$4,561.	\$4,057.	
	30"W x 72"L	TALR3072M30	TALR3072M31	TALR3072M32	TALR3072M33	TALR3072M34	\$4,895.	\$5,021.	\$5,147.	\$4,643.	
	30"W x 84"L	TALR3084M30	TALR3084M31	TALR3084M32	TALR3084M33	TALR3084M34	\$6,040.	\$6,166.	\$6,292.	\$5,788.	
	36"W x 42"L	TALR3642M30	TALR3642M31	TALR3642M32	TALR3642M33	TALR3642M34	\$3,804.	\$3,930.	\$4,056.	\$3,552.	
	36"W x 48"L	TALR3648M30	TALR3648M31	TALR3648M32	TALR3648M33	TALR3648M34	\$4,150.	\$4,275.	\$4,402.	\$3,898.	
	36"W x 60"L	TALR3660M30	TALR3660M31	TALR3660M32	TALR3660M33	TALR3660M34	\$4,842.	\$4,968.	\$5,094.	\$4,590.	
	42"W x 60"L	TALR4260M30	TALR4260M31	TALR4260M32	TALR4260M33	TALR4260M34	\$6,145.	\$6,271.	\$6,397.	\$5,893.	
	42"W x 72"L	TALR4272M30	TALR4272M31	TALR4272M32	TALR4272M33	TALR4272M34	\$6,331.	\$6,457.	\$6,583.	\$6,079.	

Construction

Worksurfaces: Premium particle board. Laminate or maple wood veneer is standard however other surfaces, such as Forbo Marmoleum, are available.

Side Panels: Premium maple veneer plywood.

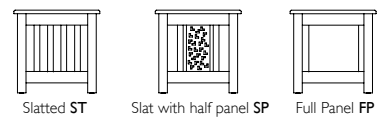
Table feet/base: Constructed of solid maple with adjustable glides.

Cut-Out Material: Laminate InSet™ or a maple InScribed™ on side panels is standard however, CutThru™ may also be specified. Other wood species are available upon request. Please refer to page 7 for cut-out technique definitions.

Wire Management: Various options exist to facilitate computer access including power and data receptacles. For detailed information please refer to our Power Data Guide.

Worksurface height: Standard is 29". Other heights and table sizes are available upon request. Please consult customer service department for pricing.

Leg Styles and Codes











Slatted ST

Slat with half panel SP

Full Panel FP

Column Base Tables



Edge Treatment		Edgeband 1/8"		List Price Cut-Out Tiers			
		Maple	Plywood				
							
Laminate Top Description		Model	Model	Tier A	Tier B	Tier C	No Cut-Out
Round 	42" DIA	TLC42L20	TLC42L25	\$2,136.	\$2,227.	\$2,319.	\$2,015.
	48" DIA	TLC48L20	TLC48L25	\$2,221.	\$2,313.	\$2,405.	\$2,100.
	60" DIA	TLC60L20	TLC60L25	\$3,187.	\$3,278.	\$3,369.	\$3,065.
Square 	42"W x 42"L	TLS4242L20	TLS4242L25	\$2,110.	\$2,200.	\$2,292.	\$1,988.
	48"W x 48"L	TLS4848L20	TLS4848L25	\$2,200.	\$2,292.	\$2,384.	\$2,078.
	60"W x 60"L	TLS6060L20	TLS6060L25	\$3,180.	\$3,271.	\$3,362.	\$3,059.
Rectangle 	42"W x 60" L	TLR4260L20	TLR4260L25	\$3,605.	\$3,679.	\$3,788.	\$3,518.
	42"W x 72" L	TLR4272L20	TLR4272L25	\$4,698.	\$4,790.	\$4,880.	\$4,576.
	48"W x 60" L	TLR4860L20	TLR4860L25	\$3,917.	\$4,009.	\$4,099.	\$3,796.
	48"W x 72" L	TLR4872L20	TLR4872L25	\$4,965.	\$5,058.	\$5,148.	\$4,844.
Maple Veneer Top Description							
Round 	42" DIA	TLC42M20	TLC42M25	\$2,538.	\$2,630.	\$2,721.	\$2,416.
	48" DIA	TLC48M20	TLC48M25	\$2,687.	\$2,779.	\$2,871.	\$2,566.
	60" DIA	TLC60M20	TLC60M25	\$3,893.	\$3,984.	\$4,077.	\$4,096.
Square 	42"W x 42" L	TLS4242M20	TLS4242M25	\$2,513.	\$2,605.	\$2,697.	\$2,392.
	48"W x 48" L	TLS4848M20	TLS4848M25	\$2,668.	\$2,758.	\$2,850.	\$2,546.
	60"W x 60" L	TLS6060M20	TLS6060M25	\$3,882.	\$3,974.	\$4,065.	\$3,760.
Rectangle 	42"W x 60" L	TLR4260M20	TLR4260M25	\$4,120.	\$4,211.	\$4,303.	\$3,998.
	42"W x 72" L	TLR4272M20	TLR4272M25	\$5,279.	\$5,369.	\$5,461.	\$5,157.
	48"W x 60" L	TLR4860M20	TLR4860M25	\$4,312.	\$4,404.	\$4,496.	\$4,194.
	48"W x 72" L	TLR4872M20	TLR4872M25	\$5,399.	\$5,490.	\$5,581.	\$5,278.

Ordering Information

1. Model
2. Top surface selection
3. Top finish [if applicable please see page 9]
4. Edge finish [please see page 9]
5. Cut-Out [no cut-out specify XX, custom CC]
6. Base finish [please see page 9]

Example: TLC42L25 -

Model

Top Surface Selection
 SL- Laminate*
 CL- Custom Laminate
 MV- Maple Veneer
 CC - Custom

Top finish color [if applicable]

Edge finish

CutOut™ [no cut-out specify XX; custom CC]

Base finish

* Standard grade laminate from Formica, Wilsonart, Pionite and Nevamar

Column Base Table



Edge Treatment		Solid Wood					I- 1/4"			
Laminate Top Description		Eased	Waterfall	Bullnose	Top Chamfer	Bottom Chamfer	List Price Cut-Out Tiers			
							Tier A	Tier B	Tier C	No Cut-Out
		Model	Model	Model	Model	Model				
Round 	42" DIA	TLC42L30	TLC42L31	TLC42L32	TLC42L33	TLC42L34	\$2,700.	\$2,791.	\$2,881.	\$2,577.
	48" DIA	TLC48L30	TLC48L31	TLC48L32	TLC48L33	TLC48L34	\$2,818.	\$2,908.	\$3,006.	\$2,742.
	60" DIA	TLC60L30	TLC60L31	TLC60L32	TLC60L33	TLC60L34	\$4,017.	\$4,109.	\$4,199.	\$3,895.
Square 	42"W x 42"L	TLS4242L30	TLS4242L31	TLS4242L32	TLS4242L33	TLS4242L34	\$2,480.	\$2,572.	\$2,662.	\$2,358.
	48"W x 48"L	TLS4848L30	TLS4848L31	TLS4848L32	TLS4848L33	TLS4848L34	\$2,543.	\$2,634.	\$2,726.	\$2,421.
	60"W x 60"L	TLS6060L30	TLS6060L31	TLS6060L32	TLS6060L33	TLS6060L34	\$3,588.	\$3,680.	\$3,771.	\$3,588.
Rectangle 	42"W x 60"L	TLR4260L30	TLR4260L31	TLR4260L32	TLR4260L33	TLR4260L34	\$4,040.	\$4,132.	\$4,222.	\$3,918.
	42"W x 72"L	TLR4272L30	TLR4272L31	TLR4272L32	TLR4272L33	TLR4272L34	\$5,067.	\$5,159.	\$5,250.	\$4,945.
	48"W x 60"L	TLR4860L30	TLR4860L31	TLR4860L32	TLR4860L33	TLR4860L34	\$4,243.	\$4,335.	\$4,427.	\$4,121.
	48"W x 72"L	TLR4872L30	TLR4872L31	TLR4872L32	TLR4872L33	TLR4872L34	\$5,319.	\$5,410.	\$5,502.	\$5,197.
Maple Veneer Top Description										
Round 	42" DIA	TLC42M30	TLC42M31	TLC42M32	TLC42M33	TLC42M34	\$3,076.	\$3,168.	\$3,260.	\$2,955.
	48" DIA	TLC48M30	TLC48M31	TLC48M32	TLC48M33	TLC48M34	\$3,103.	\$3,195.	\$3,286.	\$2,981.
	60" DIA	TLC60M30	TLC60M31	TLC60M32	TLC60M33	TLC60M34	\$4,681.	\$4,772.	\$4,864.	\$4,559.
Square 	42"W x 42"L	TLS4242M30	TLS4242M31	TLS4242M32	TLS4242M33	TLS4242M34	\$2,869.	\$2,960.	\$3,051.	\$2,747.
	48"W x 48"L	TLS4848M30	TLS4848M31	TLS4848M32	TLS4848M33	TLS4848M34	\$2,998.	\$3,091.	\$3,182.	\$2,877.
	60"W x 60"L	TLS6060M30	TLS6060M31	TLS6060M32	TLS6060M33	TLS6060M34	\$4,277.	\$4,367.	\$4,459.	\$4,155.
Rectangle 	42"W x 60"L	TLR4260M30	TLR4260M31	TLR4260M32	TLR4260M33	TLR4260M34	\$4,544.	\$4,634.	\$4,726.	\$4,422.
	42"W x 72"L	TLR4272M30	TLR4272M31	TLR4272M32	TLR4272M33	TLR4272M34	\$5,638.	\$5,729.	\$5,821.	\$5,516.
	48"W x 60"L	TLR4860M30	TLR4860M31	TLR4860M32	TLR4860M33	TLR4860M34	\$4,688.	\$4,779.	\$4,871.	\$4,566.
	48"W x 72"L	TLR4872M30	TLR4872M31	TLR4872M32	TLR4872M33	TLR4872M34	\$5,791.	\$5,881.	\$5,973.	\$5,669.

Construction

Worksurfaces: Premium particle board. Laminate or maple wood veneer is standard however other surfaces are available.

Side panels: Premium maple veneer plywood.

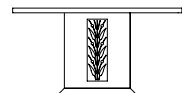
Table feet/base: Constructed of solid maple with adjustable glides.

Cut-Out treatment: InScribed or InSet process only. See page 7 for details.

Cut-Out placement: Standard placement is on two sides. Four side cut-out placement will require a \$95 List upcharge.

Wire Management: Various options exist to facilitate computer access including power and data receptacles. For detailed information please refer to our Power Data Guide.

Worksurface height: Standard is 29". Other heights and table sizes are available upon request. Please consult customer service department for pricing.



Panel Leg Table - Adult



Edge Treatment		Edgeband 1/8"		List Price Cut-Out Tiers				
Description		Maple 20	Plywood 25	Tier A	Tier B	Tier C	Tier D	No Cut-Out
		Model	Model					
Panel Leg - Linear Laminate top	36"W x 24"D starter	TPLRS3624L20FP29	TPLRS3624L25FP29	\$1,711.	\$1,824.	\$1,979.	\$2,114.	\$1,443.
	35"W x 24" D adder	TPLRA3624L20FP29	TPLRA3624L25FP29	\$1,274.	\$1,386.	\$1,542.	\$1,676.	\$1,006.
	60"W x 30" D starter	TPLRS6030L20FP29	TPLRS6030L25FP29	\$2,276.	\$2,387.	\$2,544.	\$2,678.	\$2,008.
	59"W x 30" D adder	TPLRA6030L20FP29	TPLRA6030L25FP29	\$1,834.	\$1,946.	\$2,102.	\$2,236.	\$1,566.
	60"W x 36" D starter	TPLRS6036L20FP29	TPLRS6036L25FP29	\$2,451.	\$2,562.	\$2,841.	\$2,852.	\$2,183.
	59"W x 36" D adder	TPLRA6036L20FP29	TPLRA6036L25FP29	\$1,982.	\$2,095.	\$2,250.	\$2,385.	\$1,714.
	72"W x 36" D starter	TPLRS7236L20FP29	TPLRS7236L25FP29	\$2,615.	\$2,727.	\$2,883.	\$3,017.	\$2,347.
	71"W x 36" D adder	TPLRA7236L20FP29	TPLRA7236L25FP29	\$2,133.	\$2,243.	\$2,401.	\$2,535.	\$1,865.
	90"W x 36" D starter	TPLRS9036L20FP29	TPLRS9036L25FP29	\$2,949.	\$3,061.	\$3,217.	\$3,351.	\$2,681.
	89"W x 36" D adder	TPLRA9036L20FP29	TPLRA9036L25FP29	\$2,481.	\$2,593.	\$2,749.	\$2,883.	\$2,213.
Panel Leg - Arc Laminate top	36"W x 24"D starter	TPARS3624L20FP29	TPARS3624L25FP29	\$1,711.	\$1,824.	\$1,979.	\$2,114.	\$1,443.
	35"W x 24" D adder	TPARA3624L20FP29	TPARA3624L25FP29	\$1,274.	\$1,386.	\$1,542.	\$1,676.	\$1,006.
	60"W x 30" D starter	TPARS6030L20FP29	TPARS6030L25FP29	\$2,276.	\$2,387.	\$2,544.	\$2,678.	\$2,008.
	59"W x 30" D adder	TPARA6030L20FP29	TPARA6030L25FP29	\$1,834.	\$1,946.	\$2,102.	\$2,236.	\$1,566.
	60"W x 36" D starter	TPARS6036L20FP29	TPARS6036L25FP29	\$2,451.	\$2,562.	\$2,841.	\$2,852.	\$2,183.
	59"W x 36" D adder	TPARA6036L20FP29	TPARA6036L25FP29	\$1,982.	\$2,095.	\$2,250.	\$2,385.	\$1,714.
	72"W x 36" D starter	TPARS7236L20FP29	TPARS7236L25FP29	\$2,615.	\$2,727.	\$2,883.	\$3,017.	\$2,347.
	71"W x 36" D adder	TPARA7236L20FP29	TPARA7236L25FP29	\$2,133.	\$2,243.	\$2,401.	\$2,535.	\$1,865.
	90"W x 36" D starter	TPARS9036L20FP29	TPARS9036L25FP29	\$2,949.	\$3,061.	\$3,217.	\$3,351.	\$2,681.
	89"W x 36" D adder	TPARA9036L20FP29	TPARA9036L25FP29	\$2,481.	\$2,593.	\$2,749.	\$2,883.	\$2,213.
	60"W x 48" D starter	TPLRS6048L20FP29	TPLRS6048L25FP29	\$2,805.	\$2,917.	\$3,073.	\$3,207.	\$2,537.
	59"W x 48" D adder	TPLRA6048L20FP29	TPLRA6048L25FP29	\$2,256.	\$2,367.	\$2,524.	\$2,658.	\$1,988.
	90"W x 48" D starter	TPLRS9048L20FP29	TPLRS9048L25FP29	\$3,412.	\$3,523.	\$3,680.	\$3,814.	\$3,144.
	89"W x 48" D adder	TPLRA9048L20FP29	TPLRA9048L25FP29	\$2,861.	\$2,973.	\$3,128.	\$3,263.	\$2,593.

Ordering Information

1. Model
2. Top surface selection
3. Top finish [if applicable please see page 10]
4. Edge finish [please see page 10]
5. Cut-Out [no cut-out XX, custom CC]
6. Table finish [please see page 10]

Example: TPARA9048L20FP29

Model

Top Surface Selection

SL- Laminate*
CL- Custom Laminate
MV- Maple Veneer
CC - Custom

Top finish color [if applicable]

Edge finish

CutOut™ [no cut-out specify XX, custom CC]

Table finish

* Standard grade laminate from Formica, Wilsonart, Pionite and Nevamar

Panel Leg Table - Adult



Edge Treatment		Solid Wood 1- 1/4"										
		Eased 30	Waterfall 31	Bullnose 32	Top Chamfer 33	Bottom Chamfer 34	List Price Cut-Out Tiers					
Description		Model					Tier A	Tier B	Tier C	Tier D	No Cut-Out	
Panel Leg - Linear Laminate top	36"W x 24"D starter	TPLRS3624L____FP29					\$1,897.	\$2,014.	\$2,174.	\$2,314.	\$1,620.	
	35"W x 24" D adder	TPLRA3624L____FP29					\$1,446.	\$1,561.	\$1,723.	\$1,862.	\$1,169.	
	60"W x 30" D starter	TPLRS6030L____FP29					\$2,567.	\$2,682.	\$2,844.	\$2,982.	\$2,290.	
	59"W x 30" D adder	TPLRA6030L____FP29					\$2,111.	\$2,225.	\$2,388.	\$2,526.	\$1,834.	
	60"W x 36" D starter	TPLRS6036L____FP29					\$2,748.	\$2,863.	\$3,025.	\$3,164.	\$2,471.	
	59"W x 36" D adder	TPLRA6036L____FP29					\$2,264.	\$2,380.	\$2,542.	\$2,680.	\$1,987.	
	72"W x 36" D starter	TPLRS7236L____FP29					\$2,945.	\$3,059.	\$3,222.	\$3,360.	\$2,668.	
	71"W x 36" D adder	TPLRA7236L____FP29					\$2,461.	\$2,576.	\$2,738.	\$2,876.	\$2,184.	
	90"W x 36" D starter	TPLRS9036L____FP29					\$3,412.	\$3,528.	\$3,689.	\$3,828.	\$3,134.	
	89"W x 36" D adder	TPLRA9036L____FP29					\$2,928.	\$3,044.	\$3,205.	\$3,344.	\$2,651.	
	60"W x 48" D starter	TPLRS6048L____FP29					\$3,264.	\$3,378.	\$3,541.	\$3,679.	\$2,987.	
	59"W x 48" D adder	TPLRA6048L____FP29					\$2,695.	\$2,810.	\$2,972.	\$3,110.	\$2,418.	
	90"W x 48" D starter	TPLRS9048L____FP29					\$3,889.	\$4,006.	\$4,166.	\$4,306.	\$3,612.	
	89"W x 48" D adder	TPLRA9048L____FP29					\$3,322.	\$3,437.	\$3,598.	\$3,737.	\$3,044.	
	Description		Insert Edge Code [30, 31, 32, 33, 34]									
	Panel Leg - Arc Laminate top	36"W x 24"D starter	TPARS3624L____FP29					\$1,897.	\$2,014.	\$2,174.	\$2,314.	\$1,620.
35"W x 24" D adder		TPARA3624L____FP29					\$1,446.	\$1,561.	\$1,723.	\$1,862.	\$1,169.	
60"W x 30" D starter		TPARS6030L____FP29					\$2,567.	\$2,682.	\$2,844.	\$2,982.	\$2,290.	
59"W x 30" D adder		TPARA6030L____FP29					\$2,111.	\$2,225.	\$2,388.	\$2,526.	\$1,834.	
60"W x 36" D starter		TPARS6036L____FP29					\$2,748.	\$2,863.	\$3,025.	\$3,164.	\$2,471.	
59"W x 36" D adder		TPARA6036L____FP29					\$2,264.	\$2,380.	\$2,542.	\$2,680.	\$1,987.	
72"W x 36" D starter		TPARS7236L____FP29					\$2,945.	\$3,059.	\$3,222.	\$3,360.	\$2,668.	
71"W x 36" D adder		TPARA7236L____FP29					\$2,461.	\$2,576.	\$2,738.	\$2,876.	\$2,184.	
90"W x 36" D starter		TPARS9036L____FP29					\$3,412.	\$3,528.	\$3,689.	\$3,828.	\$3,134.	
89"W x 36" D adder		TPARA9036L____FP29					\$2,928.	\$3,044.	\$3,205.	\$3,344.	\$2,651.	
60"W x 48" D starter		TPARS6048L____FP29					\$3,264.	\$3,378.	\$3,541.	\$3,679.	\$2,987.	
59"W x 48" D adder		TPARA6048L____FP29					\$2,695.	\$2,810.	\$2,972.	\$3,110.	\$2,418.	
90"W x 48" D starter		TPARS9048L____FP29					\$3,889.	\$4,006.	\$4,166.	\$4,306.	\$3,612.	
89"W x 48" D adder		TPARA9048L____FP29					\$3,322.	\$3,437.	\$3,598.	\$3,737.	\$3,044.	

Insert
Edge Code [30, 31, 32, 33, 34]

Construction

Worksurfaces: Premium particle board. Laminate or maple wood veneer is standard however other surfaces are available.
Side panels: Premium maple veneer plywood with adjustable glides.

Cut-Out treatment: Cut-out is a CutThru™ process.




Wire Management: Various options exist to facilitate computer access including power and data receptacles. For detailed information please refer to our Power Data Guide.

Worksurface height: Adult standard is 29". Other heights and table sizes are available upon request. Please consult customer service department for pricing.



Panel Leg Table - Child



Edge Treatment		Edgeband 1/8"								
Description		Vinyl T-Mold 15	Maple 20	Plywood 25	List Price Cut-Out Tiers					
					Tier A	Tier B	Tier C	Tier D	No Cut-Out	
Panel Leg - Linear Laminate top	36"W x 24" D* starter	TPLRS3624L____FP__			\$1,634.	\$1,746.	\$1,902.	\$2,037.	\$1,366.	
	35"W x 24" D* adder	TPLRA3624L____FP__			\$1,192.	\$1,304.	\$1,460.	\$1,594.	\$1,275.	
	60"W x 30" D starter	TPLRS6030L____FP__			\$1,660.	\$1,771.	\$1,928.	\$2,062.	\$1,392.	
	59"W x 30" D adder	TPLRA6030L____FP__			\$1,737.	\$1,849.	\$2,004.	\$2,139.	\$1,468.	
	60"W x 36" D starter	TPLRS6036L____FP__			\$2,384.	\$2,495.	\$2,652.	\$2,785.	\$2,116.	
	59"W x 36" D adder	TPLRA6036L____FP__			\$1,871.	\$1,981.	\$2,139.	\$2,272.	\$1,603.	
	72"W x 36" D starter	TPLRS7236L____FP__			\$2,533.	\$2,645.	\$2,717.	\$2,936.	\$2,265.	
	71"W x 36" D adder	TPLRA7236L____FP__			\$2,066.	\$2,177.	\$2,334.	\$2,467.	\$1,798.	
	90"W x 36" D starter	TPLRS9036L____FP__			\$2,881.	\$2,994.	\$3,149.	\$3,284.	\$2,615.	
	89"W x 36" D adder	TPLRA9036L____FP__			\$2,415.	\$2,526.	\$2,683.	\$2,818.	\$2,147.	
	60"W x 48" D starter	TPLRS6048L____FP__			\$2,718.	\$2,829.	\$2,986.	\$3,119.	\$2,450.	
	59"W x 48" D adder	TPLRA6048L____FP__			\$2,168.	\$2,281.	\$2,436.	\$2,571.	\$1,900.	
	90"W x 48" D starter	TPLRS9048L____FP__			\$3,323.	\$3,436.	\$3,591.	\$3,726.	\$3,055.	
	89"W x 48" D adder	TPLRA9048L____FP__			\$2,775.	\$2,885.	\$3,043.	\$3,176.	\$2,507.	
	Panel Leg - Arc Laminate top	36"W x 24" D* starter	TPARS3624L____FP__			\$1,634.	\$1,746.	\$1,902.	\$2,037.	\$1,366.
		35"W x 24" D* adder	TPARA3624L____FP__			\$1,192.	\$1,304.	\$1,460.	\$1,594.	\$1,275.
60"W x 30" D starter		TPARS6030L____FP__			\$1,660.	\$1,771.	\$1,928.	\$2,062.	\$1,392.	
59"W x 30" D adder		TPARA6030L____FP__			\$1,737.	\$1,849.	\$2,004.	\$2,139.	\$1,468.	
60"W x 36" D starter		TPARS6036L____FP__			\$2,384.	\$2,495.	\$2,652.	\$2,785.	\$2,116.	
59"W x 36" D adder		TPARA6036L____FP__			\$1,871.	\$1,981.	\$2,139.	\$2,272.	\$1,603.	
72"W x 36" D starter		TPARS7236L____FP__			\$2,533.	\$2,645.	\$2,717.	\$2,936.	\$2,265.	
71"W x 36" D adder		TPARA7236L____FP__			\$2,066.	\$2,177.	\$2,334.	\$2,467.	\$1,798.	
90"W x 36" D starter		TPARS9036L____FP__			\$2,881.	\$2,994.	\$3,149.	\$3,284.	\$2,615.	
89"W x 36" D adder		TPARA9036L____FP__			\$2,415.	\$2,526.	\$2,683.	\$2,818.	\$2,147.	
60"W x 48" D starter		TPARS6048L____FP__			\$2,718.	\$2,829.	\$2,986.	\$3,119.	\$2,450.	
59"W x 48" D adder		TPARA6048L____FP__			\$2,168.	\$2,281.	\$2,436.	\$2,571.	\$1,900.	
90"W x 48" D starter		TPARS9048L____FP__			\$3,323.	\$3,436.	\$3,591.	\$3,726.	\$3,055.	
89"W x 48" D adder		TPARA9048L____FP__			\$2,775.	\$2,885.	\$3,043.	\$3,176.	\$2,507.	

Ordering Information

1. Model
2. Top surface selection
3. Top finish [if applicable please see page 10]
4. Edge finish [please see page 10]
5. Cut-Out [no cut-out XX, custom CC]
6. Table finish [please see page 10]

Example: TPARA9048L____FP__

Model	Insert Edge Code	Insert Panel Height	Top Surface Selection SL- Laminate* CL- Custom Laminate MV- Maple Veneer CC - Custom	Top finish color [if applicable]	Edge finish	CutOut™ [no cut-out specify XX, custom CC]	Table finish
	15	20"					
	20	24"					
	25	26"					

* Standard grade laminate from Formica, Wilsonart, Pionite and Nevamar



Panel Leg Table - Child



Edge Treatment		Solid Wood I- 1/4"										
Description	Model	Eased 30	Waterfall 31	Bullnose 32	Top Chamfer 33	Bottom Chamfer 34	List Price Cut-Out Tiers					
		Tier A	Tier B	Tier C	Tier D	No Cut-Out						
Panel Leg - Linear Laminate top	36"W x 24"D* starter	TPLRS3624L____FP__					\$1,823.	\$1,939.	\$2,100.	\$2,239.	\$1,546.	
	35"W x 24" D* adder	TPLRA3624L____FP__					\$1,366.	\$1,482.	\$1,643.	\$1,782.	\$1,088.	
	60"W x 30" D starter	TPLRS6030L____FP__					\$2,461.	\$2,576.	\$2,738.	\$2,876.	\$2,184.	
	59"W x 30" D adder	TPLRA6030L____FP__					\$2,010.	\$2,124.	\$2,287.	\$2,425.	\$1,733.	
	60"W x 36" D starter	TPLRS6036L____FP__					\$2,678.	\$2,795.	\$2,956.	\$3,095.	\$2,400.	
	59"W x 36" D adder	TPLRA6036L____FP__					\$2,200.	\$2,316.	\$2,515.	\$2,616.	\$1,922.	
	72"W x 36" D starter	TPLRS7236L____FP__					\$2,875.	\$2,992.	\$3,152.	\$3,292.	\$2,598.	
	71"W x 36" D adder	TPLRA7236L____FP__					\$2,392.	\$2,508.	\$2,669.	\$2,807.	\$2,114.	
	90"W x 36" D starter	TPLRS9036L____FP__					\$3,300.	\$3,416.	\$3,577.	\$3,715.	\$3,023.	
	89"W x 36" D adder	TPLRA9036L____FP__					\$2,818.	\$2,932.	\$3,095.	\$3,233.	\$2,540.	
	60"W x 48" D starter	TPLRS6048L____FP__					\$3,024.	\$3,140.	\$3,301.	\$3,440.	\$2,747.	
	59"W x 48" D adder	TPLRA6048L____FP__					\$2,455.	\$2,572.	\$2,732.	\$2,872.	\$2,178.	
	90"W x 48" D starter	TPLRS9048L____FP__					\$3,757.	\$3,874.	\$4,034.	\$4,174.	\$3,480.	
	89"W x 48" D adder	TPLRA9048L____FP__					\$3,190.	\$3,304.	\$3,467.	\$3,605.	\$2,912.	
	Panel Leg - Arc Laminate top	36"W x 24"D* starter	TPRS3624L____FP__					\$1,823.	\$1,939.	\$2,100.	\$2,239.	\$1,546.
		35"W x 24" D* adder	TPRA3624L____FP__					\$1,366.	\$1,482.	\$1,643.	\$1,782.	\$1,088.
60"W x 30" D starter		TPRS6030L____FP__					\$2,461.	\$2,576.	\$2,738.	\$2,876.	\$2,184.	
59"W x 30" D adder		TPRA6030L____FP__					\$2,010.	\$2,124.	\$2,287.	\$2,425.	\$1,733.	
60"W x 36" D starter		TPRS6036L____FP__					\$2,678.	\$2,795.	\$2,956.	\$3,095.	\$2,400.	
59"W x 36" D adder		TPRA6036L____FP__					\$2,200.	\$2,316.	\$2,515.	\$2,616.	\$1,922.	
72"W x 36" D starter		TPRS7236L____FP__					\$2,875.	\$2,992.	\$3,152.	\$3,292.	\$2,598.	
71"W x 36" D adder		TPRA7236L____FP__					\$2,392.	\$2,508.	\$2,669.	\$2,807.	\$2,114.	
90"W x 36" D starter		TPRS9036L____FP__					\$3,300.	\$3,416.	\$3,577.	\$3,715.	\$3,023.	
89"W x 36" D adder		TPRA9036L____FP__					\$2,818.	\$2,932.	\$3,095.	\$3,233.	\$2,540.	
60"W x 48" D starter		TPRS6048L____FP__					\$3,024.	\$3,140.	\$3,301.	\$3,440.	\$2,747.	
59"W x 48" D adder		TPRA6048L____FP__					\$2,455.	\$2,572.	\$2,732.	\$2,872.	\$2,178.	
90"W x 48" D starter		TPRS9048L____FP__					\$3,757.	\$3,874.	\$4,034.	\$4,174.	\$3,480.	
89"W x 48" D adder		TPRA9048L____FP__					\$3,190.	\$3,304.	\$3,467.	\$3,605.	\$2,912.	

Insert Edge Code
 30
 31
 32
 33
 34

Insert Panel Height
 20"
 24"
 26"

Construction

Worksurfaces: Premium particle board. Laminate or maple wood veneer is standard however other surfaces are available.
Side panels: Premium maple veneer plywood with adjustable glides.
Cut-Out treatment: Cut-out is a CutThru™ process. Please refer to page 7 for cut-out technique definitions.
Wire Management: Various options exist to facilitate computer access including power and data receptacles. For detailed information please refer to our Power Data Guide.

Panel Leg Options

FP20 20" worksurface
FP24 24" worksurface
FP26 26" worksurface

Sloped Table - Algonquin Leg - Adult



		Solid Wood	1- 1/4"			
		Book Stop Edge				
Laminate Top	Model	List Price Cut-Out Tiers				
		Tier A	Tier B	Tier C	No Cut-Out	
W 36" L 72" OH 35"	TYAA367235L29	\$3,366.	\$3,398.	\$3,429.	\$3,219.	
W 36" L 72" OH 39"	TYAA367239L29	\$3,436.	\$3,467.	\$3,499.	\$3,289.	
Laminate Top - 4"w for light fixture	Model	List Price Cut-Out Tiers				
		Tier A	Tier B	Tier C	No Cut-Out	
W 36" L 72" OH 35"	TYAFA367235L29	\$3,605.	\$3,633.	\$3,663.	\$3,535.	
W 36" L 72" OH 39"	TYAFA367239L29	\$3,782.	\$3,814.	\$3,845.	\$3,635.	

Ordering Information

1. Model
2. Top Surface
3. Edge finish [see page 9]
4. Leg finish [see page 9]

Construction

Worksurfaces: Premium particle board core. Laminate is standard.
Side Panels: Premium maple veneer plywood.
Edge Treatment: Book stop.
 Matching stools are available.

Example: TYAA367235L29 - _____ - _____ - _____

Model	Top Surface Selection SL- Laminate* CL- Custom Laminate	Book stop-finish color	Leg finish
--------------	---	------------------------	------------

* Standard grade laminate from Formica, Wilsonart, Pionite and Nevamar

Sloped Table- Kestrel Leg - Adult



		Solid Wood	1- 1/4"						
Laminate Top Description	Book Stop Edge					List Price Cut-Out Tiers			
	Model					Tier A	Tier B	Tier C	No Cut-Out
	W 36" L 72" OH 35"	TYAK367235L29	\$3,158.	\$3,190.	\$3,221.	\$3,011.			
	W 36" L 72" OH 39"	TYAK367239L29	\$3,251.	\$3,282.	\$3,314.	\$3,104.			
Laminate Top - 4"w for light fixture	Model	List Price Cut-Out Tiers							
		Tier A	Tier B	Tier C	No Cut-Out				
	W 36" L 72" OH 35"	TYAFK367235L29	\$3,505.	\$3,536.	\$3,568.	\$3,358.			
	W 36" L 72" OH 39"	TYAFK367239L29	\$3,597.	\$3,629.	\$3,660.	\$3,450.			

Ordering Information

1. Model
2. Top Surface
3. Edge finish [see page 9]
4. Leg finish [see page 9]

Construction

Worksurfaces: Premium particle board. Laminate is standard.
Side Panels: Premium maple veneer plywood.
Edge Treatment: Book stop.
 Matching stools are available.

Example: TYAK367235L29 - _____ - _____ - _____

Model	Top Surface Selection	Book stop-finish	Leg finish
	SL- Laminat*	color	
	CL- Custom Laminat		

* Standard grade laminate from Formica, Wilsonart, Pionite and Nevamar

Trestle Base Table - 29" H



Edge Treatment		Solid Wood					I- 1/4"			
Laminate Top Description	Model	Eased	Waterfall	Bullnose	Top Chamfer	Bottom Chamfer	List Price Cut-Out Tiers			
							Tier A	Tier B	Tier C	No Cut-Out
		Model	Model	Model	Model	Model				
Rectangle 	30"W x 60" L	TTR3060L30	TTR3060L31	TTR3060L32	TTR3060L33	TTR3060L34	\$2,631.	\$2,829.	\$3,091.	\$2,500.
	36"W x 60" L	TTR3660L30	TTR3660L31	TTR3660L32	TTR3660L33	TTR3660L34	\$2,735.	\$2,933.	\$3,195.	\$2,604.
	36"W x 72" L	TTR3672L30	TTR3672L31	TTR3672L32	TTR3672L33	TTR3672L34	\$2,925.	\$3,123.	\$3,385.	\$2,794.
	36"W x 84" L	TTR3684L30	TTR3684L31	TTR3684L32	TTR3684L33	TTR3684L34	\$4,005.	\$4,201.	\$4,464.	\$3,874.
	36"W x 108" L	TTR36108L30	TTR36108L31	TTR36108L32	TTR36108L33	TTR36108L34	\$5,571.	\$5,769.	\$6,031.	\$5,440.
Veneer Top Description										
Rectangle 	30"W x 60" L	TTR3060M30	TTR3060M31	TTR3060M32	TTR3060M33	TTR3060M34	\$2,946.	\$3,144.	\$3,406.	\$2,815.
	36"W x 60" L	TTR3660M30	TTR3660M31	TTR3660M32	TTR3660M33	TTR3660M34	\$3,051.	\$3,249.	\$3,511.	\$2,850.
	36"W x 72" L	TTR3672M30	TTR3672M31	TTR3672M32	TTR3672M33	TTR3672M34	\$3,445.	\$3,643.	\$3,905.	\$3,314.
	36"W x 84" L	TTR3684M30	TTR3684M31	TTR3684M32	TTR3684M33	TTR3684M34	\$4,581.	\$4,778.	\$5,040.	\$4,450.
	36"W x 108" L	TTR36108M30	TTR36108M31	TTR36108M32	TTR36108M33	TTR36108M34	\$6,306.	\$6,504.	\$6,766.	\$6,175.

Ordering Information

1. Model
2. Top surface selection
3. Top finish [if applicable please see page 9]
4. Edge finish [please see page 9]
5. Leg height
7. Cut-Out [no cut-out specify XX, custom CC]
8. Cut-Out process selection
9. Cut-Out detail finish color [if applicable please see page 7]

Construction

Worksurfaces: Premium particle board. Laminate or maple wood veneer is standard however other surfaces are available.

Side Panels: Premium maple veneer plywood.

Table feet/base: Constructed of solid maple with adjustable glides.

Wire Management: Various options exist to facilitate computer access including power and data receptacles. For detailed information please refer to our Power Data Guide.

Cut-Out Material: Laminate [InSet™] or maple [InScribed™] on side panels. Other wood species are available upon request. Please refer to page 7 for cut-out technique definitions.

Worksurface height: Standard is 29". Other heights and table sizes are available upon request. Please consult customer service department for pricing. Other wood species available upon request.

Example: TTR3060L30 - - - - 29 - - - -

Model	Top Surface Selection SL- Laminate* CL- Custom Laminate* MV- Maple Veneer CC - Custom	Top finish color [if applicable]	Edge finish	Leg height	CutOut™ [no cut-out specify XX, custom CC]	CutOut™ process-selection.** For InSet™ technique specify standard laminate [SL]* or custom [CL]. For InScribed™ technique specify standard wood finish [FC] or custom finish [CC].	CutOut™ detail finish color [if applicable]	Table finish
--------------	---	-------------------------------------	-------------	------------	---	---	--	--------------

* Standard grade laminate from Formica, Wilsonart, Pionite and Nevamar

** One cut-out color selection is standard. For more than one color the following upcharges will apply:
Additional Standard laminate: please contact customer service
Additional Standard wood finish: \$200 list per color

Trestle Base Table - 36" H



Edge Treatment		Solid Wood I- 1/4"								
		Eased	Waterfall	Bullnose	Top Chamfer	Bottom Chamfer				
							List Price Cut-Out Tiers			
Laminate Top Description		Model	Model	Model	Model	Model	Tier A	Tier B	Tier C	No Cut-Out
Rectangle 	24"W x 36" L	TTR2436L30	TTR2436L31	TTR2436L32	TTR2436L33	TTR2436L34	\$1,865.	\$2,054.	\$2,306.	\$1,739.
	24"W x 42" L	TTR2442L30	TTR2442L31	TTR2442L32	TTR2442L33	TTR2442L34	\$1,966.	\$2,155.	\$2,407.	\$1,840.
	36"W x 48" L	TTR3648L30	TTR3648L31	TTR3648L32	TTR3648L33	TTR3648L34	\$2,092.	\$2,281.	\$2,533.	\$1,966.
Veneer Top Description 	24"W x 36" L	TTR2436M30	TTR2436M31	TTR2436M32	TTR2436M33	TTR2436M34	\$1,991.	\$2,180.	\$2,432.	\$1,865.
	24"W x 42" L	TTR2442M30	TTR2442M31	TTR2442M32	TTR2442M33	TTR2442M34	\$2,142.	\$2,332.	\$2,584.	\$2,016.
	36"W x 48" L	TTR3648M30	TTR3648M31	TTR3648M32	TTR3648M33	TTR3648M34	\$2,293.	\$2,483.	\$2,735.	\$2,167.

Ordering Information

1. Model
2. Top surface selection
3. Top finish [if applicable please see page 9]
4. Edge finish [please see page 9]
5. Leg height
6. Cut-Out [no cut-out specify XX, custom CC]
7. Cut-Out process selection [if applicable]
8. Cut-Out detail finish color [if applicable please see page 7]

Construction

Worksurfaces: Premium particle board. Laminate or maple wood veneer is standard however other surfaces are available.

Side Panels: Premium maple veneer plywood.

Table feet/base: Constructed of solid maple with adjustable glides.

Wire Management: Various options exist to facilitate computer access including power and data receptacles. For detailed information please refer to our Power Data Guide.

Cut-Out Material: Laminate [InSet™] or maple [InScribed™] on side panels. Other wood species are available upon request. Please refer to page 7 for cut-out technique definitions.

Worksurface height: Other heights and table sizes are available upon request. Please consult customer service department for pricing. Other wood species available upon request.

Example: TTR2436L30 - - - - 36 - - - -

Model	Top Surface Selection SL- Laminate* CL- Custom Laminate* MV- Maple Veneer CC - Custom	Top finish color [if applicable]	Edge finish	Leg height	CutOut™ [no cut-out specify XX]	CutOut™ process selection.** For InSet™ technique specify standard laminate [SL]* or custom [CL]. For InScribed™ technique specify standard wood finish [FC] or custom finish [CC].	CutOut™ detail finish color [if applicable]	Table finish
--------------	---	-------------------------------------	-------------	------------	------------------------------------	---	--	--------------

* Standard grade laminate from Formica, Wilsonart, Pionite and Nevamar

** One cut-out color selection is standard. For more than one color the following upcharges will apply:
Additional Standard laminate: please contact customer service
Additional Standard wood finish: \$200 list per color

Slat Leg Occasional Table - 20" H



Edge Treatment		Edgeband 1/8"			Solid Wood 1- 1/4"				Solid Wood 2"	
Laminate Top Description		Maple		Plywood	Eased	Waterfall	Bullnose			
		Model	Model	List Price	Model	Model	Model	List Price	Model	List Price
Round 	36" DIA	TSLC36L20	TSLC36L25	\$2,318.	TSLC36L30	TSLC36L31	TSLC36L32	\$2,701.	TSLC36L50	\$2,940.
	42" DIA	TSLC42L20	TSLC42L25	\$2,590.	TSLC42L30	TSLC42L31	TSLC42L32	\$3,301.	TSLC42L50	\$3,372.
	48" DIA	TSLC48L20	TSLC48L25	\$2,918.	TSLC48L30	TSLC48L31	TSLC48L32	\$3,680.	TSLC48L50	\$3,790.
	60" DIA	TSLC60L20	TSLC60L25	\$3,678.	TSLC60L30	TSLC60L31	TSLC60L32	\$4,722.	TSLC60L50	\$4,526.
Maple Veneer Top Description										
Round 	36" DIA	TSLC36M20	TSLC36M25	\$2,646.	TSLC36M30	TSLC36M31	TSLC36M32	\$3,012.	TSLC36M50	\$3,181.
	42" DIA	TSLC42M20	TSLC42M25	\$3,134.	TSLC42M30	TSLC42M31	TSLC42M32	\$3,692.	TSLC42M50	\$3,894.
	48" DIA	TSLC48M20	TSLC48M25	\$3,547.	TSLC48M30	TSLC48M31	TSLC48M32	\$4,135.	TSLC48M50	\$4,361.
	60" DIA	TSLC60M20	TSLC60M25	\$4,594.	TSLC60M30	TSLC60M31	TSLC60M32	\$5,410.	TSLC60M50	\$5,821.

Ordering Information

1. Model
2. Top surface selection
3. Top finish [if applicable please see page 10]
4. Edge finish [see page please see page 10]
5. Leg height
6. Base finish [see page please see page 10]

Construction

Worksurfaces: Premium particle board. Laminate or maple wood veneer is standard however other surfaces are available.
Table feet/base: Constructed of solid maple with adjustable glides.
Worksurface height: Other heights and table sizes are available upon request. Please consult customer service department for pricing.
 Other wood species available upon request.

Example: TSLC36L30 - _____ - _____ - 20 - _____

Model	Top Surface Selection SL- Laminate* CL- Custom laminate* MV- Maple Veneer CC - Custom	Top finish color [if applicable]	Edge finish	Leg height	Table finish
--------------	---	-------------------------------------	-------------	------------	--------------

TMC

FURNITURE

119 East Ann Street
Ann Arbor, Michigan 48104
Telephone: 734-622-0080
Fax: 734-622-0088
www.tmc furniture.com

